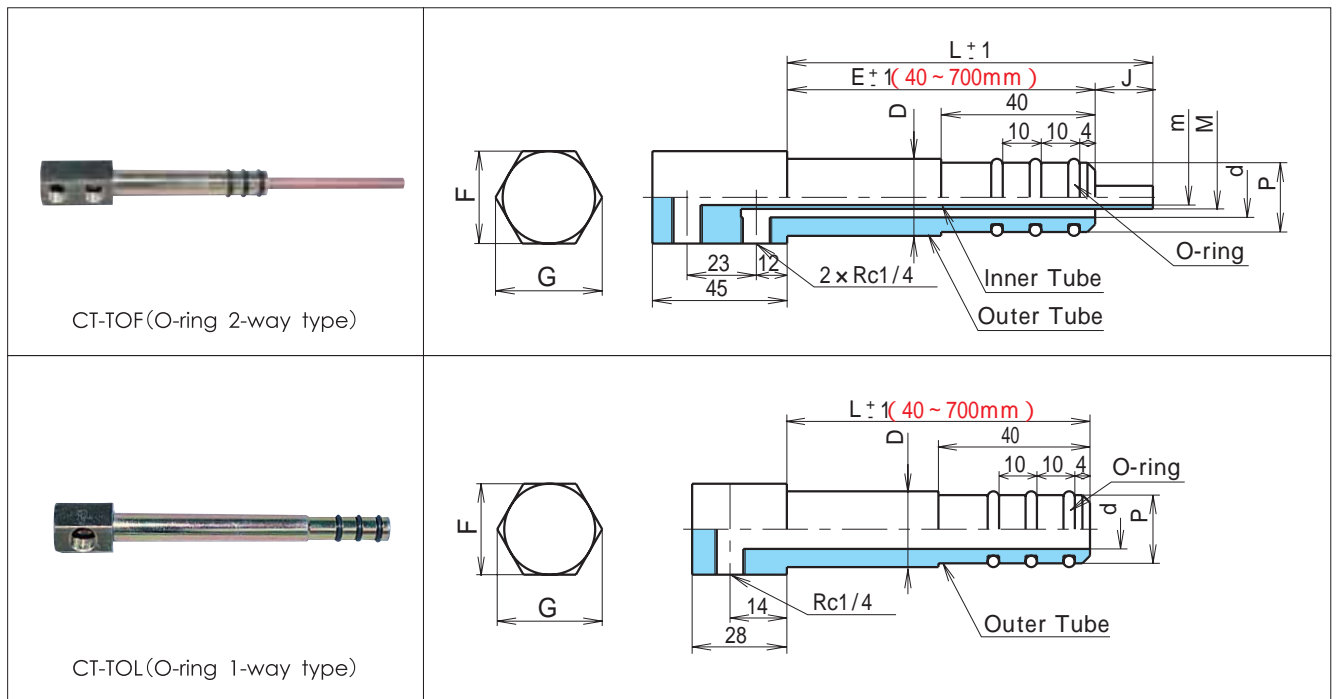


Cool Tube (Rc1/4 O-ring Type)

Cooling tube with hose connecting port with Rc 1/4 threads.

- Die cooling tube, made of steel.
- F is 2-way and L is 1-way cooling type.
- Putting in and out is easy because of O-ring.



Material

Head and Outer Tube : MFZ8C plated steel
 Inner Tube : Phosphorus Deoxidized Copper
 O-ring : JIS 4-D (Heat-resistance temperature 200°C)

● Maximum working pressure 2MPa ● Working fluid temperature Below 150°C

Standard list

(Unit : mm)

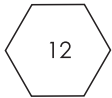
Model	Type	Nominal	Head		Outer Tube				Inner Tube(TOF only)	
			Across	Max. Dia.	Outer Dia.	Inner Dia.	O-ring	O-ring used	Outer Dia.	Inner Dia.
			F	G	φD	φd	φP	JISB2401	φM	φm
CT	TOF TOL	1	24	28	10.5	5.7	10.0	P 8	4.0	2.4
		2	24	28	13.8	7.8	12.0	P10	6.0	4.0
		3	29	34	17.3	10.9	17.0	P14	8.0	6.0
		4	29	34	21.7	16.1	21.0	P18	10.0	8.0

Example of order code designation

Model	Type	Nominal	Length L	Outer Length E	Inner Protusion J	Designate L E J
CT	TOF	2	L200	E150	J50	*Please order L,E,J by a 1mm unit.
	TOL	2	L200			

Cool Tube (Rc1/4 O-ring Type)

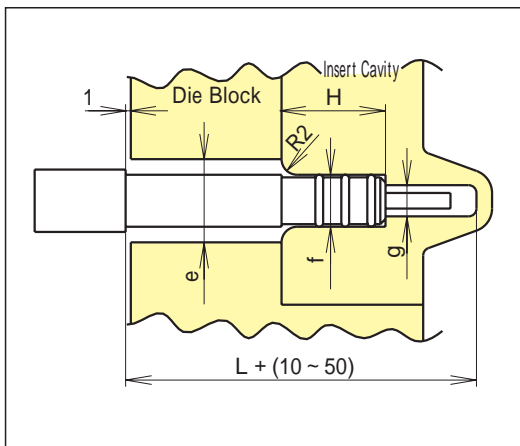
● Extra processing

Extra Processing	Extra Processing Code	Example
Marking(English letters and numbers only) 3mm high	MK□□□ Designate letters or numbers	

● Example of order code designation (Extra processing)

Model	Type	Nominal	LengthL	OuterLength E	Inner ProtrusionJ	ExtraProcessing Code
CT	TOF	2	L200	E150	J50	MK12

● Recommended size



(Unit : mm)

Model	Type	Nominal	Die Block Hole Dia. ϕe	O-ring Hole Dia. ϕf	Top. Hole Dia. ϕg	O-ring Depth H
CT	TOF TOL	1	15	$11^{+0.05}_0$	6~	30
		2	17	$13^{+0.05}_0$	8~	
		3	22	$18^{+0.06}_0$	12~	
		4	26	$22^{+0.06}_0$	16~	

■ Note

- Please make sure to protect Cool Tube from dislocation.
- There might be water leak if cool tube is inclining.
Please use it to prevent from inclining.
- Please apply soapy water on O-ring for installation.
- Please be careful not to damage O-ring for installation. There might be water leak.