


# Jet Cooler (Small Diameter Die Cooling Tube)



Jet Cooler connected with Jet Pin (pin provided with a cooling water channel)

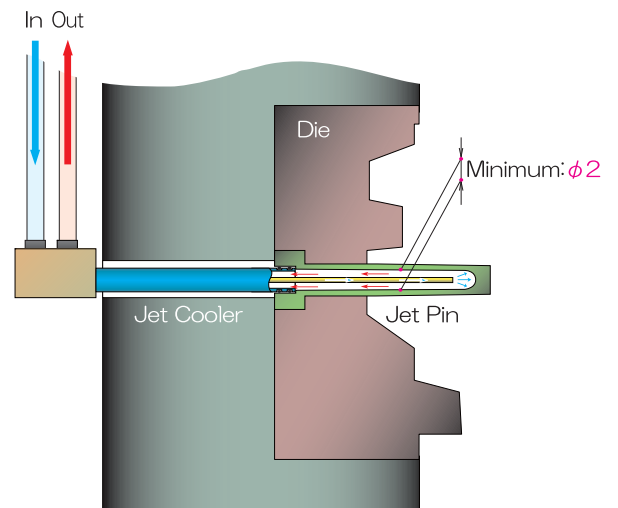
## ● Characteristics

This is a small diameter cooling tube specially made for Jet Cool System.

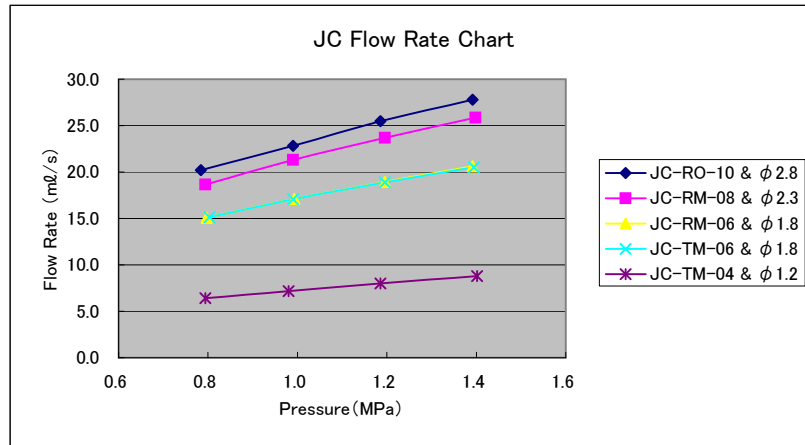
The tube can be inserted in a slender core pin, which was formerly not possible.

It can be used effectively for prevention of soldering, pressure leakage and shrinkage porosity.

- It can be fitted in a cooling channel of 2mm or larger diameter.
- For installation, screw type, O-ring type and packing type are available.
- Either  $\phi 4$  tube coupling or threads way may be chosen for tube pull-out.
- Exclusive core pins with small cooling channel may be ordered simultaneously. (Please see P.111)



● Product data



● Jet Cooler product

The following table shows an assortment of Jet Cooler. For details, please refer to the relevant product page.

Example  $\frac{JC}{Model} - \frac{TO}{Type} - \frac{06}{Nominal}$

Head	Mount	Tube Connection Cooling Tube Connecting Hole on Die	Fluorine Resin Tube with Coupler	Without Coupler (Taper Screw Hole)	
			φ 4	Rc1/8	
Fixing Type	O-Ring Type • Packing Type	φ 6	JC-TO-06	JC-RO-06	
		φ 8	-----	JC-RO-08	
		φ 10	JC-TP-106 JC-TA-106	JC-RO-10 JC-RP-106 JC-RA-106	
		φ 13	JC-TP-136 JC-TA-136	JC-RP-136 JC-RA-136 JC-RP-138 JC-RA-138	
	Screw Type	M4	JC-TM-04	-----	
		M6	JC-TM-06	JC-RM-06	
		Rc1/16	-----	JC-RM-08	
		Rc1/8	-----	JC-RM-10	
	Revolving Type	Screw Type	M4	-----	JC-KRM-04
			M6	-----	JC-KRM-06
Rc1/16			-----	JC-KRM-08	
Rc1/8			-----	JC-KRM-10	

● Products separately sold

Please refer to CO cooling tube connecting parts, pages 69 and 70.

■ Notes at the time of a die design

- Since the tube diameter is very small, it may be blocked with foreign materials. The use of manifold with filter attached to Jet Cool System is recommended.
- In O-ring and packing type, Jet Cooler has a possibility of slip off from core pin. Therefore, it should be used with a stopper such as retaining plate.
- For the safety, please use the top of an inner tube as level cutting.

■ Notes at the time of use

- Please connect in and out of a cooling hose like the left-hand page. Normal cooling is not provided in case of improper connection.
- Please do not install screw-type products giving more than recommended torque for tightening. There might be damage.
- Using a screw-type product, please wind sealing tape to the threads before installation. When an old seal is remained in a screw hole of a die side, please remove it first.
- For O-ring, please do not injure O-ring at the time of installation / disassembly. There might be water leakage.